

# Probe Lockers



Standard on all Probe Lockers

for every environment



2t Pictured with additional perforations for additional ventilation and limited visibility.




**PROBE QUALITY**  
With all Probe products you can be assured of the highest quality components, construction and finish.

**FEATURES**  
Each Probe Locker features an integral air vent system\*, a micro sprung disc lock, 5 knuckle hinges, welded front frame & internal door strengtheners\*.

\*Not available on some Lockers due to manufacturing constraints

**SECURITY**  
Even the Probe standard lock has a micro sprung 10 disc lock featuring 3000 serial combinations - all exclusive to Probe.



**STYLE**  
With seven exciting colours to choose from you are sure of finding a stylish solution to your storage needs. (See back page for colours)

**SPECIALIST SOLUTIONS**  
The range doesn't stop here, throughout this brochure you will find creative and specialist storage solutions and options for very specific and individual applications.

**CHOICE**  
With a large range of Locker sizes, door combinations and additional options, we at Probe are sure you will find a storage solution well worth looking into.

low locker

## Assurance



**QUALITY ASSURANCE**  
Probe Lockers are designed and manufactured in the UK, conforming to **BS 4680:1996** 'Standard Duty' (excluding size specification) and **ISO 9001:2000**

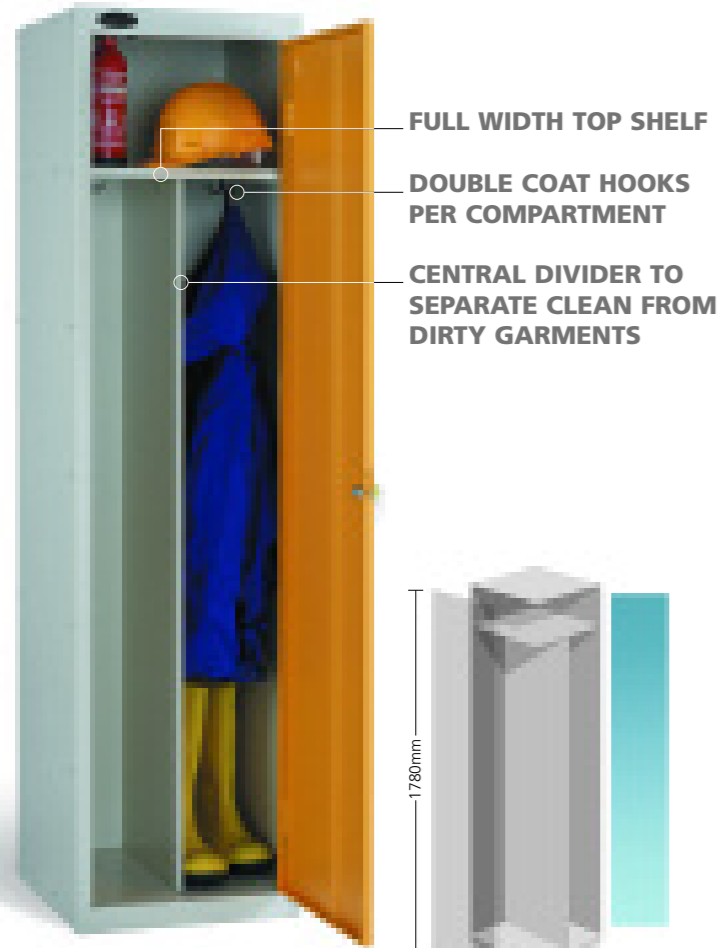
Quality storage solutions



# Clean Environment



Standard on all Probe Lockers



### CLEAN & DIRTY LOCKER

Complete with full width internal top shelf 305mm high, vertical centre partition and two double coat hooks.

WIDTH 460mm  
DEPTH 460mm  
TOP COMPARTMENT HEIGHT 305mm



### UNIFORMS LOCKER

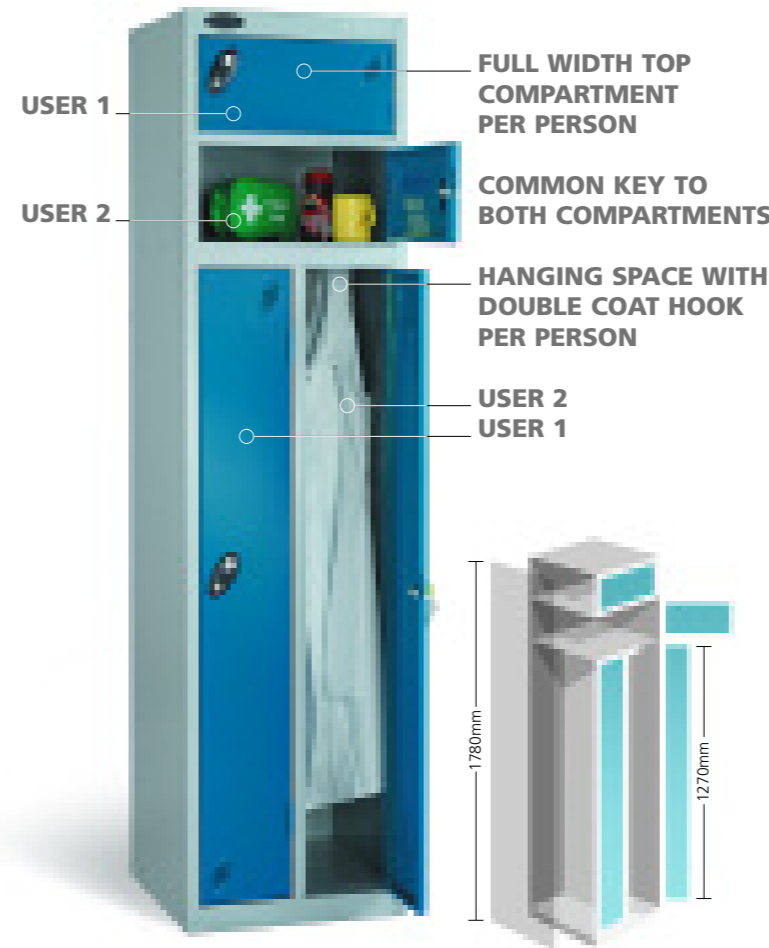
Complete with full width internal top shelf 305mm high, vertical centre partition, double coat hook and a further three half width shelves.

WIDTH 460mm  
DEPTH 460mm  
TOP COMPARTMENT HEIGHT 305mm

### KEEPING CLEAN

Keeping clean garments and soiled work overalls separate can often be a problem. The **Clean and Dirty Locker** solves this by providing a centre partition with a double coat hook to either side. Identical in overall size the **Uniforms Locker** has three handy shelves to one side of the partition.

# Twin & Two Person Lockers



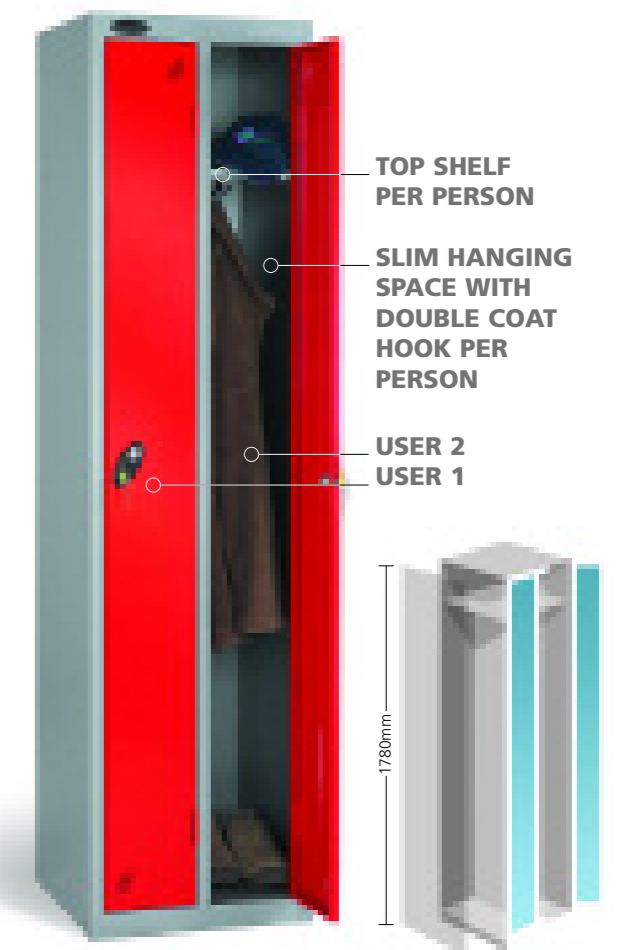
### TWO PERSON LOCKER

Provides two sections per user with a common key to fit both. One, 180mm high, full width compartment at the top of the locker and a vertical compartment fitted with a double coat hook.

WIDTH 460mm  
DEPTH 460mm  
TOP DOOR HEIGHT 180mm

### SPACE SAVING

Where space really is at a premium, these two versatile lockers must be the answer. Each offers two users full depth for garments on hooks while keeping the units overall width to a minimum.



### TWIN LOCKER

Each compartment comes with 305mm high internal top shelf and a double coat hook.

WIDTH 460mm  
DEPTH 460mm  
TOP COMPARTMENT HEIGHT 305mm



# Educational Lockers Lockers

Probe Lockers offer colour options for every level, from kindergarten to college. From a simple cube upwards, the sheer variety of lockers available puts them at the top of every school's list for changing and storage requirements.

## Finance Option

To improve cash flow all Probe Lockers are now available with a finance lease option, arranged through a BESA accredited specialist.

## Strength

Every locker has a full height strengthener welded inside each door to increase strength and security.

## Robust

Probe Lockers have a welded plinth making each compartment totally separate and increasing structural rigidity.

## Bench Seat

Freestanding Bench seats are fitted with three hardwood slats, frames are robustly made from 32mm tube and are offered in lengths of 610mm, 915mm, 1220mm and 1525mm.

excellent

## FEATURES & BENEFITS

- Quality engineered to provide a sturdy and robust locker that will give many years of service.
- Built-in security features generate confidence that belongings will be kept safe.
- Replacement locks and keys are available if required. Numbered cards, for locker identification, available on request.
- AC+MECOAT**<sup>®</sup> anti-bacterial technology  
The hard wearing anti-bacterial powder coating for an active environment as standard.



The miracles of science<sup>®</sup>



Distinction

## FULL HEIGHT LOCKERS

Available in 1-6 & 8 tiers.



## LOW LOCKERS

## CUBE LOCKERS

Three sizes available:  
305<sup>3</sup>, 380<sup>3</sup>, 460<sup>3</sup> (mm)



# Clear Door Locker



Standard on all Probe Lockers

## security



### HIGH VIS DOORS

These shatter proof polycarbonate doors allow **100%** visibility while maintaining the highest levels of security.

### PROBE QUALITY LOCKS

The Probe standard locking mechanism has a micro sprung 10 disc lock featuring a massive 3000 serial combinations - all exclusive to Probe. Hasp & Staple fitment also available.

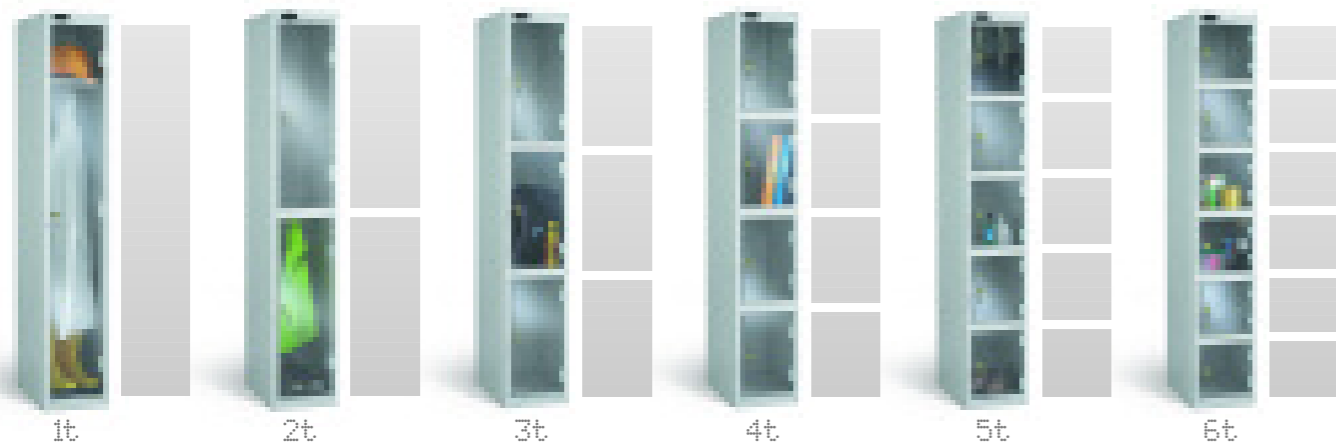
### A SIZE TO SUIT

Probe Clear Door Lockers come in a choice of three depths and six compartment heights to maximise your available space.

DEPTHS 305,380,460mm  
WIDTH 305mm

### STRENGTH

As with all Probe storage Products, the Clear Door range offers a sturdy construction. Incorporating a welded plinth between each compartment for added strength and security.



# Specialist Lockers

## Low Access Locker



### FEATURES

The Probe Low Access Locker has an integral double coat hook and low shelf.

WIDTH 380mm  
DEPTH 460mm

### RAISED BASE SHELF

Each compartment includes a raised base shelf for better access.

## Low Locker



### FEATURES

Probe Single Door Low Lockers include a top shelf and double coat hook.

WIDTH 380mm  
DEPTH 305 & 460mm

## Post Locker


The Probe Post Locker facilitates the convenient, secure distribution of mail, maximising efficiency and space in your post room.



### FEATURES

The Probe Post Locker carries all the usual features with the addition of a reduced height door allowing secure internal storage of post.

## Police Locker



### FEATURES

The Probe Police Locker is designed specifically to accommodate personal body armour and each compartment includes a top shelf and double coat hook.

WIDTH 460mm  
DEPTH 550mm

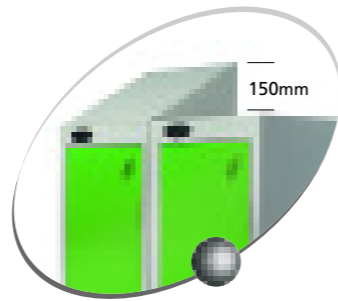


# Leisure Lockers



Standard on all Probe Lockers

**\*SLOPING TOP OPTION**  
The optional sloping top, prevents the accumulation of rubbish and is **available on all standard lockers** at an additional cost.  
\*Please request when ordering.  
(Only available on 1780mm Height Lockers)



**ADDITIONAL DOOR PERFORATIONS**

Additional door perforations are available for added ventilation and limited visibility.

**SECURITY LOCKS**

The Probe standard lock has a micro sprung 10 disc lock featuring 3000 serial combinations - all exclusive to Probe.

**SIZE & STYLE**

Probe Lockers are available in a large range of sizes, colours and door configurations to accommodate your changing room requirements.

**SEATS AND STANDS**

A full range of seats and stands are available. See page 17 for more details.

**CHANGING**

Changing areas for leisure and sport need to be versatile to accommodate wide ranging activities - and secure for the user's belongings and equipment. Sloping Top Lockers, Locker Seats and Stands, Locker Stands and Freestanding Benches were designed for use in these areas. Make maximum use of the door and carcass colour choice for impact.

# Golf Lockers

**GOLF LOCKERS**  
These stylish lockers have been specifically designed with the avid golfer in mind.


**CHOICE**  
You can configure these lockers to accommodate a Golf Bench Seat, as illustrated, or if a seat is not required you can use two, Type A, full height door lockers.

**BENCH SEAT**  
The Type B Golf Locker comes complete with a base well and shortened door to accommodate a Golf Bench Seat without obstructing access.




**COLOUR & FINISH**

These golf lockers come in all the standard probe colours plus three, wood effect, door and end panel options. Wood effect Lockers include clear card holders. Wood effect pictured is Cherry.



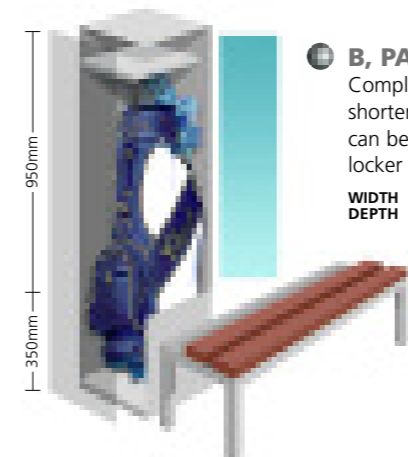
ASH



CHERRY




OAK



**B, PART HEIGHT DOOR**

Complete with a base well and shortened door. Golf Bench Seats can be bolted to the front of the locker without obstructing access.

WIDTH 380mm  
DEPTH 460mm



**A, FULL HEIGHT DOOR**

WIDTH 380mm  
DEPTH 460mm



# Cube Lockers & Quartos



Standard on all Probe Lockers

## Quartos

### QUARTOS


Quartos have been designed for use individually, bolted together in blocks or to complement other locker combinations by acting as linking bridges or extra top lockers.




## Cubes

### CUBE LOCKERS

Use these handy lockers as multi-purpose storage units. Offered in three standard sizes they are supplied pre-drilled for bolting together in blocks as needed.




# Cloakroom Lockers



### TYPE A

Top cover complete with hanging rail and base.

\*Lockers and hangers sold separately




### TYPE B

Top cover, storage shelf complete with hanging rail and base.


\*Lockers and hangers sold separately

# Timber\* Faced Lockers

Probe offer three durable timber effect finishes, to a standard steel body, in 1,2,3 & 4 compartment Lockers (Subject to minimum order quantity).



ASH



CHERRY



OAK



**TIMBER\* END PANEL**  
Optional.

**SECURITY**  
These stylish Lockers from Probe offer the usual high quality locking mechanisms found in the rest of the range. Each lock includes a clear card holder.

**EASY ACCESS**  
Hinges open through a wide 164° for ease of access.

**SIZE**  
These quality Lockers are available in two sizes:

305W x 460Dmm  
380W x 380Dmm




\*DURABLE TIMBER EFFECT FINISH

**SPACE SAVING**  
UP TO 165% MORE LOCKERS IN YOUR SPACE\*

storage solutions worth looking into....

Locker Pod® Pod®



**OPTIONAL SLOPING CANOPY**  
Prevents accumulation of rubbish. 200mm high.

**STANDARD INFILL CAP**  
(Included)

**ADDITIONAL VENTILATION**  
For those applications where increased ventilation or visibility is desired.

**HANDLES**  
included with **OPTION 360°** rotating pods.

**OPTION 360°**  
This unique option allows the Locker Pod to be easily rotated through 360° allowing Pods to be positioned closer together giving even more space. Incorporating inertia braking system. Add 100mm to height of Locker Pod.



**AC+MECOAT®**  
anti-bacterial technology

**FEATURES & BENEFITS**

These unique Locker Pods from Probe Storage are designed to maximise compartment numbers in your locker room

**FEATURES & BENEFITS**

Four locking styles available to suit your individual needs



**FEATURES & BENEFITS**

Strong robust construction providing many years of service

**FEATURES & BENEFITS**

Available in 6 exciting door colours with a stylish silver body to brighten up your staff rooms

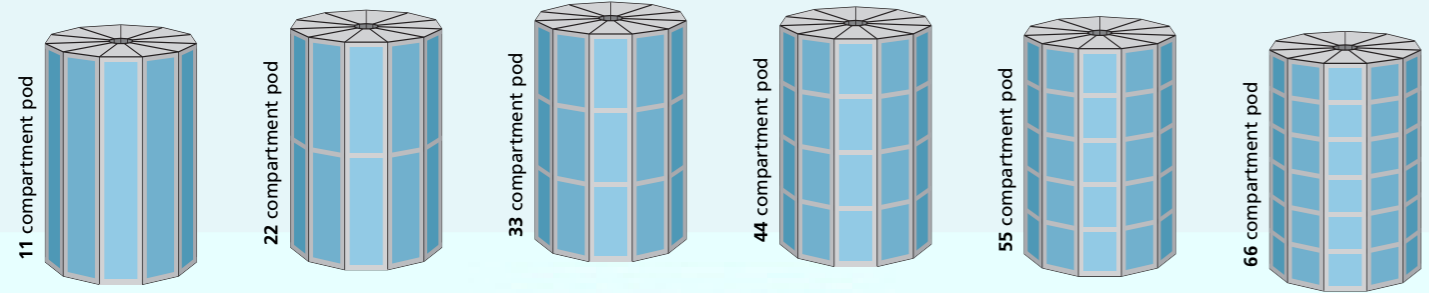


For further details please request a Pod Brochure from your Probe dealer.



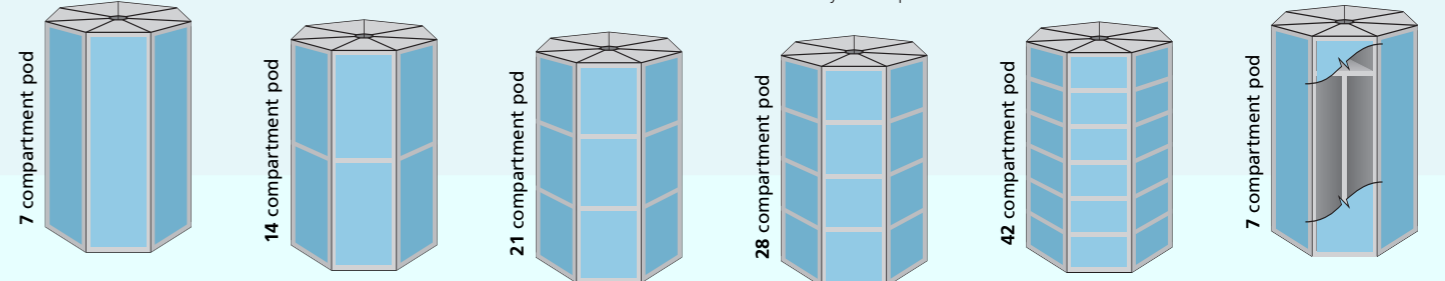
**11 SEED LOCKER PODS**

All pods are delivered as individual seeds ready for simple connection



**7 SEED LOCKER PODS**

All pods are delivered as individual seeds ready for simple connection



\*When compared with typical standard locker layout, see pod brochure for details.

Patent pending

Patent pending

...for your environment


# Garment Dispenser/Collector Lockers

## GARMENT DISPENSERS

A single service door provides access to all the inner compartments of these Garment Dispensers enabling the distribution of clean garments, towels etc. Individual compartments remain secure and require keyed access.



Standard on all Probe Lockers



5 DOOR

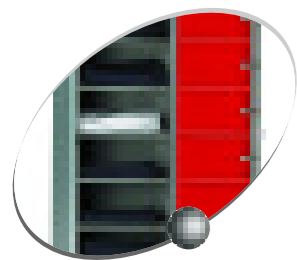
10 DOOR

15 DOOR

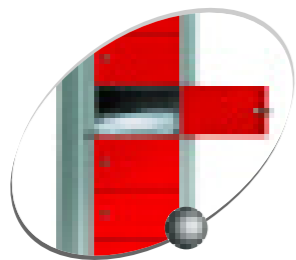


## GARMENT COLLECTOR

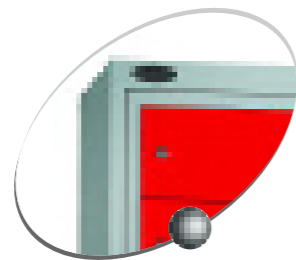
This 'post box' style locker is for the collective storage of soiled garments.



**MASTER KEY**  
Master key access enabling quick refilling.



**COMPARTMENT KEYS**  
Separate compartment keys allowing secure independent access.

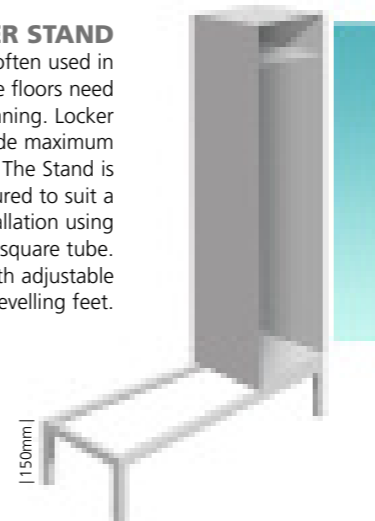


**DOUBLE FRAME DOOR**


# Seats & Stands

## LOCKER STAND

Lockers are often used in areas where floors need frequent cleaning. Locker Stands provide maximum floor access. The Stand is manufactured to suit a particular installation using 25mm square tube. Complete with adjustable levelling feet.

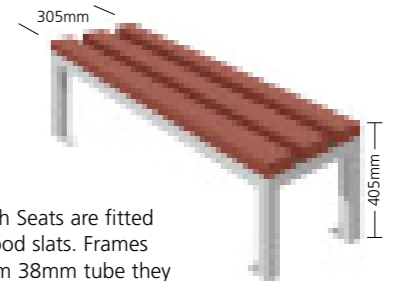


**LOCKER STANDS**  
Stands available to suit any number of lockers, all complete with adjustable levelling feet.



## LOCKER SEAT & STAND

Two hardwood slats and metal framework form a bench seat in front of the locker allowing full height access. The Seat and Stand is manufactured to suit any particular installation. Complete with adjustable levelling feet.




## BENCH SEAT

Freestanding Bench Seats are fitted with three hardwood slats. Frames robustly made from 38mm tube they are offered at lengths of 610mm, 915mm, 1220mm and 1525mm.




# Locker Features & Options

## LOCK OPTIONS




**PROBE CAM LOCK\***  
Even the standard lock has a micro sprung 10 disc lock featuring a massive 3000 serial combinations - all exclusive to Probe.



**HASP AND STAPLE\***  
Attractive design allowing easy use of padlock fitting. Shank diameter min 7mm, maximum 8mm. Padlock sold separately.



**COMBINATION LOCK**  
A simple and effective 3 digit code, making losing keys a thing of the past. Master override key sold separately.

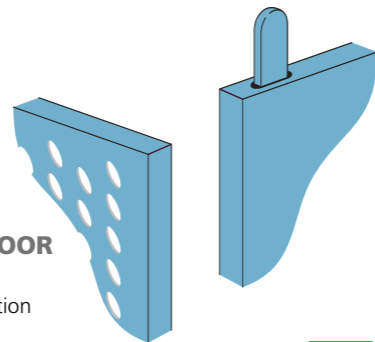


**COIN/TOKEN - RETURN/RETAIN**  
These locks are available with coin denominations £/€ or tokens, for either return or retain.



**MASTER OVERRIDE KEY**  
Master override key sold separately.

**COMBINATION PADLOCK**  
For use with **Hasp and Staple** pictured above. Master override key available, sold separately.



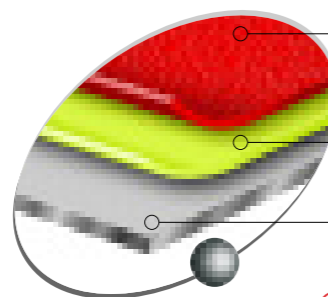
**THREE POINT LOCKING**  
Providing additional security for one & two door lockers by securing 3 door edges to frame. May be used with Standard Cam Lock and Hasp & Staple.

**ADDITIONAL DOOR PERFORATIONS**  
For additional ventilation and limited visibility.

**NOMINAL CLEAR ENTRY WIDTHS**  
Clear entry width = locker width minus 64mm.

Locker Width	Locker Width	Locker Width
305mm	380mm	460mm
Clear Entry 241mm	Clear Entry 316mm	Clear Entry 396mm

**AC+MECOAT®**  
anti-bacterial technology

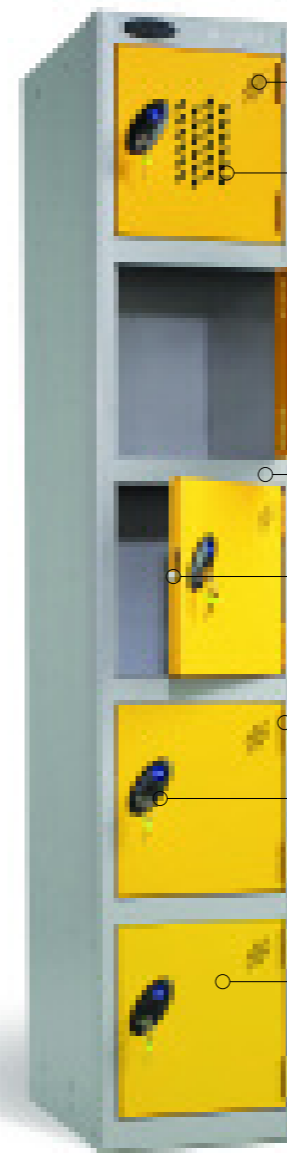


**AC+MECOAT®**  
The hard wearing anti-bacterial powder coating for the most stringent hygienic environment.

**IRON PHOSPHATE KEY COAT**  
This anti-rust, key coat bonds to the steel in readiness for the final active coating.

**PREPARED STEEL SURFACE**  
Chemical cleaning ensures an ideal surface for further coatings.

**DU PONT®**  
*The miracles of science™*



**AIR VENT SYSTEM ON EACH DOOR\***

**ADDITIONAL DOOR PERFORATIONS**

**WELDED INTERNAL DOOR STRENGTHENER\***

**WELDED FRONT FRAME**

**THROUGH FRAME LOCKING**

**5 KNUCKLE HINGES**

**10 MICRO SPRUNG DISC LOCK**

**AC+MECOAT®**  
anti-bacterial technology



*The miracles of science™*

\*Door strengthener not needed on some products. Air vent system not available on some products due to small door size.



## QUALITY ASSURANCE

Probe Lockers are designed and manufactured in the UK, conforming to **BS 4680:1996** 'Standard Duty' (excluding size specification) and **ISO 9001:2000**

Locker components are manufactured from 0.7mm thick mild steel with the exception of the door and frame, which are 0.9mm. All sizes contained within this brochure are nominal. We reserve the right to alter specifications without prior consent. Due to the limitations of the printing process, colours pictured may vary slightly from the actual finishes supplied. Probe Lockers shown within this brochure are featured with an optional numbering system in the card holder.



**SILVER**



**BLUE**



**YELLOW**



**GREEN**



**SMOKE WHITE**



**RED**



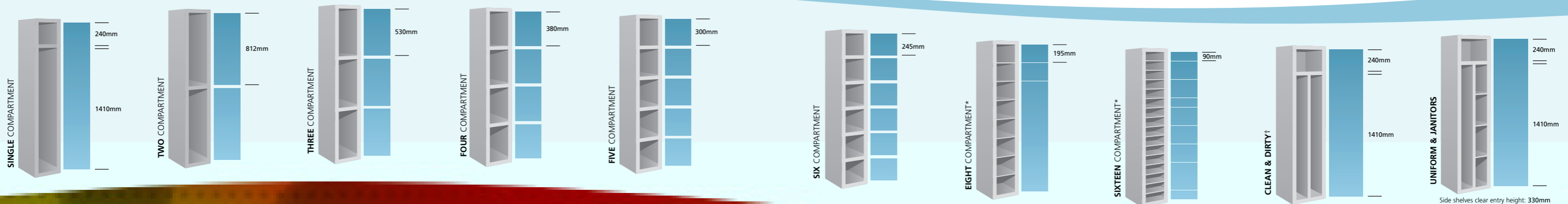
**COFFEE**



**CREAM**

DOOR COLOUR

DOOR COLOUR





THE **hard wearing**  
anti-bacterial powder coating  
for the most stringent hygienic environment.

**ACTIVECOAT** is a new, hard wearing, patent-protected powder coating containing elemental Silver ionically bonded into a bio-compatible ceramic material known as a Zeolite. This impedes the growth and migration of potentially harmful bacteria, mold, fungi, algae and more reducing the risk of cross-contamination from surface to surface. Especially suitable where stringent hygiene standards are required, such as health care, educational, catering and retail changing rooms.

- ✓ **99.9% REDUCTION OF E-COLI & MRSA SUPER BUG**
- ✓ **INDEPENDENTLY TESTED**
- ✓ **100% SAFE TO HUMANS**
- ✓ **EFFECTIVE FOR THE LIFE OF THE COATING**
- ✓ **ACTIVECOAT IS AVAILABLE IN ALL PROBE COLOURS**

#### **MICROBIOLOGICAL TESTING**

**ACTIVECOAT** has been tested by an Internationally recognised microbiological testing laboratory for antibacterial performance, against the most widely encountered and problematic organisms including the **MRSA Super bug** and **E-coli**. These micro-organisms suffered a **99.9%** reduction in population.

**ACTIVECOAT** is effective against harmful bacteria including:

- ✗ **ASPERGILLUS NIGER**
- ✗ **STAPHYLOCOCCUS AUREUS (MRSA Super Bug)**
- ✗ **PSEUDOMONAS AERUGINOSA**
- ✗ **STREPTOCOCCUS**
- ✗ **ESCHERICHIA COLI (E-coli)**

#### **THE EFFECTIVE LIFE OF ACTIVECOAT**

Unlike anti-bacterial sprays and chemical disinfectant which rely on repeated use **ACTIVECOAT** contains anti-bacterial agents uniformly distributed throughout the coating therefore antimicrobial efficacy will continue for the life of the coating.

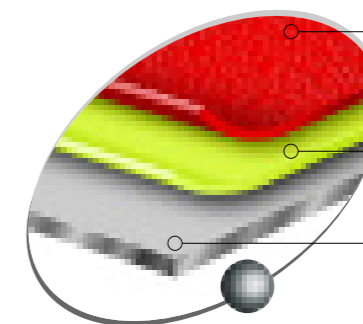
#### **PROBE PRODUCTS**

All Probe products come as standard with **ACTIVECOAT** anti-bacterial powder coating. In addition, all plastic components used in the manufacture of Probe products incorporate a silver based anti-bacterial agent.

#### **PROBE ACTIVECOAT DEVELOPED IN CONJUNCTION WITH DUPONT**



*The miracles of science™*



#### **AC+MECOAT®**

The hard wearing anti-bacterial powder coating for the most stringent hygienic environment.

#### **IRON PHOSPHATE KEY COAT**

This anti-rust, key coat bonds to the steel in readiness for the final active coating.

#### **PREPARED STEEL SURFACE**

Chemical cleaning ensures an ideal surface for further coatings.